

PS- SERIES RECEIVER POWER SPLITTERS

Telewave Receiver Power Splitters provide 2 to 8 balanced 50 ohm receiver outputs from one input. The antenna port is tuned with a matching network to insure a balanced input.

Since the input signal is split evenly between all ports, the available signal at each output port will be 3 to 9 dB below the input. For this reason, a preamp is generally used

to compensate for coupler and cable losses.


These rugged, compact splitters are commonly used in RX multicouplers, and are not intended to be used with transmitters. Telewave makes a full line of transmitter power dividers with 500 watt power capability for this purpose.

MODEL	PORTS	FREQUENCY	BANDWIDTH	STD. TUNE
PS-302	2	33-50 MHz	8 MHz	38-46 MHz
PS-702	2	72-88 MHz	16 MHz	72-88 MHz
PS-1502	2	132-174 MHz	26 MHz	148-174 MHz
PS-1504	4	148-174 MHz	26 MHz	148-174 MHz
PS-3302	2	320-390 MHz	30 MHz	350-380 MHz
PS-4502	2	400-512 MHz	20 MHz	450-470 MHz
PS-4504	4	400-512 MHz	20 MHz	450-470 MHz
PS-4508	8	400-512 MHz	20 MHz	450-470 MHz
PS-5002	2	10-1000 MHz	1000 MHz	N/A
PS-5004	4	10-1000 MHz	1000 MHz	N/A
PS-5008	8	30-512 MHz	500 MHz	N/A
PS-7602	2	763-824 MHz	40 MHz	790-824 MHz
PS-7604	4	763-824 MHz	40 MHz	790-824 MHz
PS-7608	8	763-824 MHz	40 MHz	790-824 MHz
PS-8602	2	806-960 MHz	40 MHz	806-824 MHz
PS-8604	4	806-960 MHz	40 MHz	806-824 MHz
PS-8608	8	806-960 MHz	40 MHz	806-824 MHz

COMMON SPECIFICATIONS

Impedance / VSWR (typ.)		50 ohms / 1.3:1
Isolation (min / typ.)		20 dB / 25 dB
Connectors		Input - N Female Output - N or BNC Female (opt.)
Dimensions	2-way in. (cm)	1.25 x 2.25 x 1.5 (3.2 x 5.7 x 3.8)
	4-way in. (cm)	1.75 x 4.25 x 2.5 (4.5 x 10.8 x 6.4)
	8-way in. (cm)	8 x 5.25 x 1 (20.3 x 13.3 x 2.5)
	PS-5002 in. (cm)	2.75 x 2 x 0.75 (7 x 5.1 x 1.9)
	PS-5004 in. (cm)	3.5 x 3 x 0.75 (8.9 x 7.6 x 1.9)
Coupling loss	2 / 4 / 8-port	3 / 6 / 9 dB
Insertion loss (typ.)	2 / 4 / 8-port	0.2 / 0.4 / 0.6 dB
Weight lb. (kg)	2 / 4 / 8-port	1 (0.45) / 2 (0.9) / 3 (1.4)


Note: Splitters are normally factory tuned as indicated. Other ranges must be specified with order. Terminate unused ports with 50 ohms.



Two-Way Splitter




Four-Way Splitter



Eight-Way Splitter



Wideband Splitter - PS-5002



Wideband Splitter - PS-5004